



› Taking care
of New Zealanders

ANNUAL REPORT 2010

125
years
1885-2010



St John

first to care



Taking care

All around New Zealand, 24 hours a day, and 365 days a year – St John members care for communities, help people in medical and accident emergencies, and relieve sickness and injury.

The vision for St John is “enhanced health and well-being for all New Zealanders”.

Our four strategic themes are:

- 1** Provide effective emergency medical care, help and support to deliver the best possible health outcomes for New Zealanders.
- 2** Help to build communities that are strong and that participate in caring for each other and share responsibility for the prevention and treatment of illness and injury.
- 3** Coordinate and provide services across communities that contribute to improving health and wellness.
- 4** Maintain an effective and sustainable organisation that is trusted, supported and highly valued by all stakeholders.



> CONTENTS

Vision	
Chairman's Introduction	2
Annual Review	4
Operations	6
Training	10
Community Care	12
St John in the Community	14
Future Proofing	16
Youth Programmes	18
Community Support	20
Donors and Supporters	22
Financial Commentary	25
Financial Report	28
Audit Report	31
Performance Statistics	32
Officers of the Organisation	33
Area Committee Locations	34

St John

> St John has cared for New Zealand communities for 125 years.

St John is a major international charity with a rich tradition. We are a large, high-performing organisation strongly based in local communities. In New Zealand we have more than 16,000 volunteer and paid members, and we have been the leading provider of ambulance, emergency care and community care for 125 years, and are still going strong. To do that, we rely on the goodwill of many people and many organisations.

I thank you all sincerely for your contributions and your support.

I became Chairman and Chancellor in March 2009. In my time here I have been really impressed and humbled by the dedication and commitment St John members have to helping their fellow New Zealanders – from our youngsters the Penguins and

Cadets right through to our longest serving members (the term that describes our volunteers and paid staff). An indication of that special commitment is that 1,993 members have given over 20 years of service to St John and to their communities.

Opportunities and challenges ahead

St John operates a sophisticated, diverse, vital, national organisation within the New Zealand health sector. Demand for our services is growing rapidly – technology, drugs and procedures are changing the way we do things and as a community we are ageing. At best, funding for our services is finite and limited. During the past 125 years, St John has fronted these issues and has often led innovation, specifically in the area of community-based services.

The challenge for the Board and the Executive Management Group will be to continue this leadership role and meeting changing and growing community needs while transforming services. The Board is focused on guiding the organisation to successfully develop new services and delivery models that will better serve New Zealand, within the funding restraints and resources available to us.

We can be immensely proud of what we have achieved over the past 125 years and of the unique and valuable contribution St John people make caring for others in need. We can, I believe, also be very positive about the future and the role that St John can – and must – continue to play, in the area of community-driven healthcare.

Priority Trust Board Standing: John Harman, John Wadams, Steve Evans, Jaimes Wood (Chief Executive), Murray Jones, Don Hunn, Ian Civil, John Hall, Ed Sullivan. Sitting: Souella Cumming, Garry Wilson, Ann Greenaway.



“We can be immensely proud of what we have achieved over the past 125 years and of the unique and valuable contribution St John people make caring for others in need.”



Strengthening governance

This year we began reviewing our governance arrangements to find potential areas for improvement and clarity and we will progress a number of initiatives in this area. A decision was taken to amalgamate the governance arrangements for the Midland and Central Regions and also to combine the two South Island regions. The creation of new, larger regions will give us the opportunity to better utilise resources, realise the benefits of greater efficiencies and achieve consistency in the delivery of services under a unified governance structure. The amalgamations will be completed by June 2011.

International role

In May 2010 we hosted the meeting of the international Grand Council of St John. These are the senior people from St John organisations

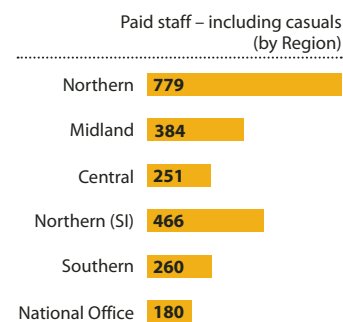
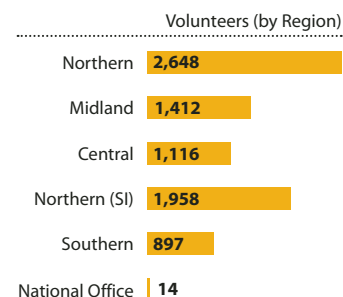
around the globe. We were joined by our Grand Prior, His Royal Highness the Duke of Gloucester. This was a great opportunity to highlight the operations of St John in New Zealand and the initiatives we are undertaking. I was very proud of the efforts of St John in New Zealand in showcasing our organisation and achievements.

Thanks

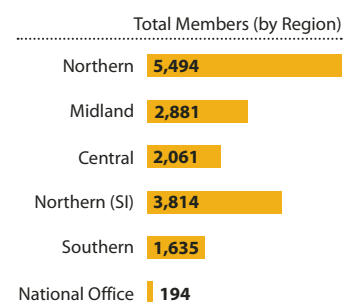
I am grateful to the members of Priory Chapter, my colleagues on the Priory Trust Board, Regional Trust Boards and Area Committee members for their support, guidance and vision.

The life-saving and caring work of St John is only possible because of the dedication and hard work of all our members under the leadership of the management team. Thank you all for your efforts. ■

Garry Wilson
Chancellor



NOTE: Total paid staff – full time equivalent (FTE): 1,589



> St John will play a key role in the future delivery of healthcare in New Zealand. We will continue to evolve and innovate to do that.

A year of good progress

2010 is the year St John celebrated 125 years of service in New Zealand. Through the efforts of our members in providing care for the public our community profile remained highly visible.

We did not suffer the full effects of the recession because we were prepared to a degree and 'cut our cloth' to suit the circumstances. We made solid progress commercially, our fundraising was effective and we continued on the path we have been on for the past decade, simplifying and streamlining business processes and practices and consolidating our support and financial systems.

The financial year

Revenue and expenditure in the financial year exceeded budget on a planned basis and we achieved a better than forecast bottom line surplus. Total revenue exceeded \$200 million, an increase of 9% on the previous year. Much of that new revenue related to increased Ministry of Health funding for 85 new paid ambulance officers and from growth in our commercial

activities, which help to fund the delivery of ambulance and health services to communities across the country. With the financial support of communities, we continued to fund an operating deficit in ambulance of more than \$8.6 million, somewhat overstated as the underlying deficit exceeded \$12.0 million. The current delivery model for emergency ambulance services is not sustainable on this basis and we are committed to making changes and introducing alternative care pathways that will deliver good outcomes for patients more economically.

Preparing for the future

We took steps to drive unity and consistency in our decision-making by developing our *Statement of strategic intent 2010-2014*, in a process that involved all Boards. We also re-aligned our senior leadership team to ensure the correct focus and decided to amalgamate our Central and Midland regions into a new Central Region. These are developments that will better position St John for future challenges in the health

sector. We continue to focus on improvements to consolidate and deliver consistency, cost-savings, innovation, and balance.

Changing how we deliver services

It is clear that St John must change and adapt our service delivery model for the challenges facing the health sector. Those challenges include a growing and ageing population, fewer people working, more chronic illness (heart disease, some cancers, diabetes and tobacco-related disorders), limits on health spending and changing public expectations. New Zealanders expect the health and disability system to provide a broader range of services and treatments, some of which involve expensive new technologies.

Public demand for health interventions will always exceed supply. Our Ambulance Service responds to calls for help that are increasing at a rate of 7% each year. Many of these calls are for incidents that do not require an emergency ambulance response but for which there is currently no alternative response.

Executive Management Group Standing: Michael Boorer, Tony Blaber, Tony Smith, Tom Dodd, Gary Williams, Eddie Jackson, David Thomas, Brian Scott, Stephen Franklin, Michael Brooke. Sitting: Gerry Fitzgerald, Jaimes Wood, Peter McDowall, Judith Hoban.



This model is unsustainable and we are already beginning to shift focus to ambulance officers treating patients in the community and not transporting wherever possible.

We are aligning our intentions with the Government's strategy for primary healthcare and the introduction of new ways of delivering healthcare in a community setting. We are working with and supporting other healthcare providers in the development of business cases in response to the Government's 'Better, Sooner, More Convenient' primary healthcare initiative.

There are also alternative response services that we are piloting in specific communities to prove their efficacy. These include:

- A Nurse Response Pilot in Christchurch. This provides a nurse response in a vehicle to appropriate 111 calls by patients to our Communications Centres.
- An integrated paramedic and rural care service in Taumarunui. We are working with Waikato District Health Board to co-locate an Advanced Paramedic in Taumarunui Hospital to work alongside clinical staff and provide an extended pool of healthcare services.
- An extended care paramedic service programme that we are setting up with MidCentral Primary Health Organisations. This is part of the local strategy to reduce demand on acute care where a team of five paramedics will have additional training in assessment and treatment of a wider range of conditions than they traditionally have.

“It is clear that St John must change and adapt our service delivery model for the challenges facing the health sector.”

The breadth and depth of our community involvement

There are many in New Zealand who contribute financially and in-kind to our success. We are very grateful for the generosity of our many supporters, funders, donors, partners and our volunteers, who give so generously of their time. Thank you all.

We take particular pleasure and pride in our partnership with ASB. This was the second year of our community partnership, which has gone from strength to strength, growing in ways not anticipated. We have been impressed that ASB staff have participated so fully in the partnership with passion, commitment, charity and purpose. We look forward to a long and productive relationship – working together to save more lives and strengthen communities.

Te Ara Hato Hone – St John Pathway

We set out to continue improving our responsiveness to Māori and tikanga during the year, led largely by our Senior Cultural Advisor Bevan Tipene-Matua. We must ensure we meet our obligations, as a provider to the Crown, be sure we are enhancing health and well-being for all New Zealanders, and be more in touch with Māori Hauora (health).

We created our Māori strategy *Te Ara Hato Hone – St John Pathway* to progress Māori recruitment and retention and links with Māori organisations. Bevan wrote the St John haka and waiata, publicly performed for the first time at the St John International Youth Festival in Christchurch in January 2010. It is a source of tremendous sadness that tragically, Bevan drowned on 16 March while gathering paua near his home at Porongahau in Hawke's Bay. Takitini Taku Toa (St John haka) and Tenei Matou (St John waiata) are his lasting

legacies to us and these now become part of our kaupapa as we progress Te Ara Hato Hone.

Our strategic outlook

St John is one of few health organisations covering all of New Zealand and as such, we are well placed to support the Government's intentions that primary healthcare services be closer to home, make people healthier and reduce pressure on hospitals. Recent economic and financial pressures that St John mostly avoided in the year under review will likely bring challenges in 2010-2011, which is expected to be a tougher year for us.

St John will play a key role in the future of healthcare in New Zealand. We will continue to evolve and innovate to do that.

New ways of working will become a reality for us and we will work even more in collaboration with other partners and funders. Partnerships continue to provide significant opportunity – and we will continue to seek and develop partnerships that improve the overall value St John provides to the communities we serve. We are committed to contributing to the best possible health outcomes for

New Zealanders for another 125 years. ■



Jaimes Wood
Chief Executive

Taking care of emergencies

Demand for ambulance services is increasing

St John has more than 3,700 members involved in emergency ambulance and patient transfer services – nearly 2,800 of whom are volunteers. We operate a fleet of 500 ambulances plus 100 support vehicles, from 193 ambulance stations around the country.

In the year to 30 June 2010 we treated and transported more than 370,000 people by ambulance to various hospital and community locations – 14,600 (or 4%) more trips than the previous year and the distances our ambulances travelled increased by more than 740,000 kilometres.

We have nine contracted ambulance response time targets, agreed with the Ministry of Health and the Accident Compensation Corporation (ACC)


and in line with New Zealand ambulance standards.

For life threatening calls* – we are contracted to arrive at:

- 50% of calls in urban areas within 8 minutes and 95% of calls within 20 minutes
- 50% of calls in rural areas within 12 minutes and 95% of calls within 30 minutes
- 50% of calls in remote areas within 25 minutes and 95% of calls within 60 minutes

This year we met the targets for remote areas, however, our growth in resources was insufficient to meet rising demand in rural and urban areas. In urban areas – specifically in Auckland, Hamilton, Palmerston North and Christchurch – we are also dealing with increasing urban sprawl, which affects our ability to reach these targets.

Patients treated and transported by ambulance officers



Includes accident, medical, patient transfer and private hire.

Kilometres travelled by ambulances



*These are calls to patients who are or may be immediately life threatened and will benefit from timely clinical intervention.

STRATEGIC THEME

1

Provide effective emergency medical care, help and support to deliver the best possible health outcomes for New Zealanders.

More ambulance officers

We provide emergency ambulance services for more than 85% of New Zealanders and to more than 90% of the country's geography, through our contracts with the Ministry of Health and ACC.

During 2009 the Ministry of Health allocated \$6 million recurring additional funding to recruit more ambulance officers. This enabled us to increase our service coverage and helped us meet increasing patient demand.

We were also able to improve service capability in rural areas and to meet New Zealand Transport Agency requirements for managing work hours.

With that additional funding we have recruited 85 new full time (equivalent) ambulance officers to serve the community in 37 predominantly rural locations. This means we are substantially closer to having fully crewed ambulances (i.e. double crewed) in rural areas outside of the main urban centres (excluding 'remote' areas). It also improves our ability to have fewer members 'on call' from home rather than on a station-based roster. By June 2010 more than 90% of ambulance responses were with a full team. This is good news for our communities and a substantial improvement in working conditions for our members.

Community involvement

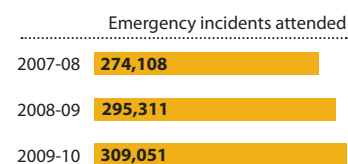
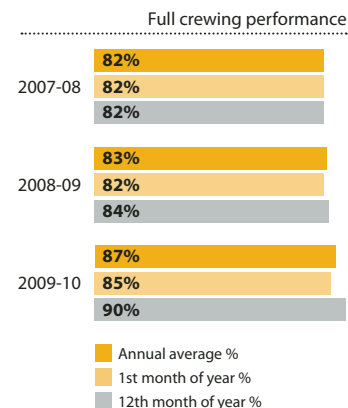
St John relies heavily on volunteers to provide essential services in their communities. These volunteers are passionate and generous and committed to the health and

well-being of others in the community. More than 3,680 St John volunteer members offer their service to care for and support people with a medical or accident emergency or at a public or community event. This year the Ministry of Health made funding available for St John to train more volunteer ambulance officers. Between December 2009 and June 2010 we trained 233 new volunteers to the level of National Diploma in Ambulance Practice. This is a significant benefit for the community.

Communications centre developments

In the last year Telecom directed 1.1 million 111 calls to New Zealand's three emergency agencies. Nearly one third of those calls – 353,000 – were 111 emergency calls for an ambulance. This is a 7% increase on the previous year. They were managed by 142 call takers and dispatchers at the emergency ambulance communications centres in Auckland, Wellington and Christchurch. The Wellington centre is a 50/50 joint venture with Wellington Free Ambulance, operating as part of one virtual centre across the three localities. Many emergencies require more than one emergency service. Ambulance, Police and Fire operate different dispatch and job handling systems for 111 calls, and prior to July 2009 passed incident information to each other by telephone.

In July 2009 a new electronic data transfer system (called InterCAD) was introduced.



This connects the individual systems used by ambulance, Police and Fire. Our emergency ambulance communications centres now automatically share information – in real time – about incidents that might need a combined response.

This has the potential to reduce response times. Since July 2009 more than 79,000 events have been transferred electronically between services.

We need up-to-date, reliable and efficient technology that runs at peak performance. This requires us to refresh our technology every four years. In addition to the InterCAD project, we renewed information and communication technology systems in our communications centres, investing \$5 million. This investment was in new computer servers, improved telephony systems, upgraded paging systems and new workstations and screens. We are also working with Police, Fire, the Ministry of Civil Defence and Emergency Management and the Ministry of Defence to improve our geographical data to assist with incident location finding.

A focus on excellence

We continued our focus on clinical excellence – a programme establishing new practice levels, new qualifications and a robust programme of Continuing Clinical Education (CCE). A major component of CCE is a commitment for all clinical personnel to five days each year maintaining their Authority to Practice skills. This approach is being adopted by all Ambulance Services in New Zealand. This has been the first year of CCE and the framework is being introduced over a five-year period with full implementation expected by 2014.

To mitigate the risk of errors, incidents and near misses we introduced a new adverse incident

management reporting process. It will help embed a safety culture across St John and align our reporting with the Ministry of Health's New Zealand Incident Management System (NZIMS), which introduces a systems review approach to improve the sharing of learning from incidents and near misses. More than 70 of our members have been trained in its main 'root cause analysis' process.

Caring for people at public and community events

St John provided first aid and emergency care services at a wide range of large and small public, community and commercial events during the 2009-2010 year – nearly 10,000 in all. Those events included rugby games, horse racing events and music concerts such as the Auckland 'Big Day Out' where more than 54,000 people attended – 1,415 of those needed minor treatment and we took 14 others to hospital. We supported local charity, school and club events, such as the Hawera Children's Triathlon attended by 250 people. These events are supported primarily by our 1,700 events volunteers who provide various levels of resources appropriate to the event, from basic first aid through to advanced paramedic services. ■

We won the following professional awards in 2009-2010:

The Institute of Public Administration New Zealand (IPANZ) 2010 Microsoft Award for Networked Government for the InterCAD project with Fire and Police sharing real time electronic information for incidents needing a combined response. New Zealand is the only country in the world where all three primary emergency services communicate electronically in real time.

The Council of Ambulance Authorities (CAA) 2009 Excellence Award for Operational Performance for work investigating the feasibility of extending the role, academic knowledge, and clinical practice of New Zealand advanced paramedics to that of Emergency Care Practitioners.

Events serviced

2007-08	8,744
2008-09	8,725
2009-10	9,574

Events volunteers

2007-08	1,771
2008-09	1,450
2009-10	1,714

“ My name is
Mechelle Wharton.
 This is my story.

At home in bed nursing a broken leg, St John Ambulance Officer Mechelle Wharton of Ngatea was expecting a quiet day – one that didn't involve saving the life of Gemma, her neighbour's baby.

The previous day, Mechelle fractured her fibula competing in the Rotorua Tough Guy, Tough Girl Challenge.

Gemma had choked on her milk. When the panicking neighbours remembered Mechelle was at home, the entire family of seven burst into her bedroom. “The grandmother literally threw Gemma at me, I caught her, she wasn't breathing.”

“I tipped her over and gave her two blows on the back then flipped her over. I had to suck out phlegm from her mouth and nose. Gemma finally coughed and then started breathing again.”

Mechelle has saved other lives. “Gemma stands out because this happened in my home. It's like I broke my leg for a reason.”



“ My name is
Dave Bone.
 This is my story.

As Sawshop Manager at a Tapanui lumber mill, David Bone of Gore was responsible for the company's ambulance and fire truck and he organised the first response for any medical emergencies on site.

“I got involved in first aid and pre-hospital emergency care. Then I started volunteering on the ambulances in Gore with St John to keep my skills up.”

When the lumber mill closed David was snapped up by St John to be on permanent staff. “I got made redundant and got a new job the same day.”

Going out on call helping people is “a bit of a buzz”, he says. “I love it. It's a challenge, you don't know what you're going to get, it pushes you out of your comfort zone, you're always learning. I have lived in Gore all my life and it's just nice to give something back.”



STRATEGIC THEME

2

Help to build communities that are strong and that participate in caring for each other and share responsibility for the prevention and treatment of illness and injury.

This year over 90,000 people did their first aid training with St John.

First aid training

Providing first aid courses and teaching people the skills to save lives is an important part of what we do.

Most people are able to learn the practical skills required to help others in medical and accident emergencies, whether that involves broken bones or someone having a heart attack.

The Chain of Survival is an integral teaching tool. If the Chain of Survival is followed, the likelihood of successful revival is increased significantly.

Customer focus

To make booking a St John first aid course easier and more convenient we introduced an online booking system this year that has made a significant difference – more than 50% of our course bookings are now done online. People booking their St John first aid course receive all the information they need – including nearby parking locations and a map of the venue – when they book. They also receive a text message reminder. We will soon be providing online first aid refresher training.

St John and ASB promote CPR

Helping to save lives is one of the objectives of the partnership between St John and ASB. Working

together with St John, this year ASB launched a programme to train nearly 5,000 of its own people in life-saving CPR.

CPR iPhone application

Knowing how to save the life of a family member, friend or colleague is a vital skill. Inspired by the St John first aid course completed by their managing director, Auckland-based digital service agency Marker Studio developed a CPR (cardiopulmonary resuscitation) application for the iPhone. The free, downloadable application reminds users of the steps in CPR. The application was launched in December 2009 and by January 2010 it had been downloaded by more than 7,000 people. ■

Screenshots of the iPhone CPR application.



“Working together with St John, this year ASB launched a programme to train 5,000 of its own people in life-saving CPR.”

The Chain of Survival



Welcome

New Accounts

Loans

Investments

Insurance

ASB

“My name is
Dave Monks.
This is my story.

ASB senior business analyst Dave Monks works in a building with about 500 other ASB people now trained in CPR by St John.

Dave's in safe company.

He'd like to think he could help someone else, with CPR if needed.

“There's an element of shock when these things happen,” he says. “I would like to think that I would have the confidence and wherewithal to step forward and try to help.”

Like many people, Dave hadn't learnt CPR before he did the St John training. “I'd only seen it demonstrated on Shortland Street.”

“The whole training programme was first class, professional and friendly, I was very impressed. I think it's invaluable co-operation between St John and ASB. It's brilliant. It would be good if other businesses did something similar.”

“If the training of ASB staff results in just one life being saved, then the value is priceless.”



Taking care of each other

St John volunteers reach deep into their communities.

Demand for St John Community Care programmes is growing

In the year to 30 June 2010 more than 2,410 St John members volunteered to help others through our Community Care programmes – Friends of the Emergency Department and Hospital Friends, Health Shuttles, Caring Caller, and Outreach Therapy Pets.

Community care in hospitals

Every month 838 Friends of the Emergency Department and Hospital Friends volunteers spend about 8,000 hours in 21 New Zealand hospitals supporting patients and their whanau, providing comfort, information and support. In the coming year we will recruit more volunteers into the Hospital Friends programme so we can help more people in the smaller, rural hospitals.

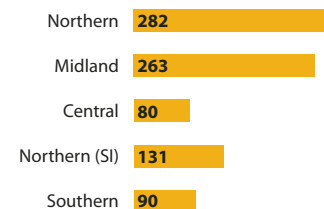
Shuttles for those in need

The Health Shuttles service is getting busier. In an average month last year, 108 St John volunteers made 2,900 trips taking sick people, and others with mobility issues, to medical appointments or to hospital. We expect this community service to grow where we can collaborate with other local organisations. The St John team in Otaki trialled this successfully. There, St John leads a shuttle service management committee comprising the local Cancer Society, Age Concern, RSA, Medical Centre, Primary Health Organisation, Women's Health Collective, Iwi Health Trust, Grey Power and the Information Centre.

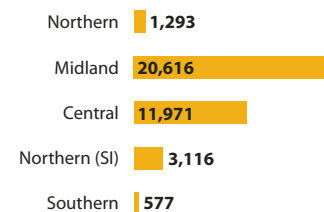
Telephone care

The Caring Caller service continues to expand as St John volunteers reach into the community, keeping in regular contact by telephone with more than 1,000 people who are housebound or ill – checking on them or to have a chat.

Community Care in Hospitals volunteers (by Region)



Health Shuttle client trips (by Region)



STRATEGIC THEME

3

Coordinate and provide services across communities that contribute to improving health and wellness.

Pet therapy

Sometimes it helps to pat a pet. The calming influence of animals is proven to reduce heart diseases and assist in the recovery of coronary care patients. Through our joint venture with the SPCA – Outreach Therapy Pets – 280 volunteers and their pets have been visiting an average of 306 rest homes and hospitals every month in greater Auckland and the Bay of Islands.

Community collaboration

This year, for the first time, St John collaborated with the Stroke Foundation in the successful nationwide Blood Pressure Awareness Campaign in September 2009. More than 300 St John members volunteered alongside the Stroke Foundation and Lions Clubs to provide free blood pressure checks to more than 12,000 people.

Independence and connection

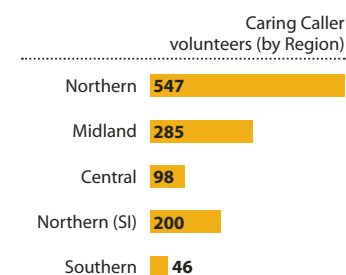
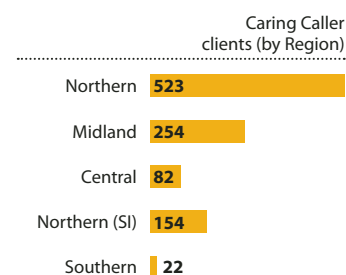
Over the last year we have continued to develop and expand Telecare services (which includes medical alarms) – to enable more community-based healthcare management. Those initiatives include the launch of a new medical alarm that features an exclusive activity sensor feature.

During Sunflower Month in March 2010 we partnered with a range of government and social agencies including Fire, Police, ACC, the Ministry of Social Development, and 100 GP clinics around the country to promote independence to over 6,000 seniors. This was followed in June with a Sunflower Fono, where we worked with

TaPasefika PHO to discuss the same concept with Pasifika communities in South Auckland.

We continued to support Healthline, the free 24-hour telephone advice service. Healthline celebrated its 10th anniversary this year. ■

“In the year to 30 June 2010 more than 2,410 St John members volunteered to help others through our Community Care programmes.”





- St John Events teams provided first aid and medical support at nearly 10,000 events across New Zealand and treated over 46,000 patients in 2009-2010.

Clockwise from top: Big Day Out, Auckland; Ruakaka Races, Ruakaka; Le Race, Akaroa; Big Day Out, Auckland; Pasifika, Auckland.



“ My name is
Canute D’Souza.
This is my story.

When Canute D’Souza saw a cyclist suddenly collapse on the road ahead of him, he didn’t hesitate. “I hopped out of the car in the middle of the road and was able to resuscitate him, and then hand him over to ambulance officers when they arrived.” says Canute.

While more used to taking a ‘back seat’ in patient care, Canute is nevertheless no stranger to emergencies. He has done many shifts in Auckland City Hospital as a St John Friends of the Emergency Department volunteer.

When fitting these around his shift rosters with Air New Zealand became a bit too much, Canute stepped back and now devotes his ‘spare time’ to arranging Friends of the Emergency Department volunteer rosters.

“My training with St John meant that I was able to help. I was really pleased that I was prepared. The cyclist was too!”

The cyclist made a full recovery.”



The work of St John could not be sustained without the support of individual community supporters, trusts, foundations, and community partners.

Lion Foundation Chief Executive Officer Phil Holden says, “Supporting St John is compelling for The Lion Foundation. It’s a vibrant and significant example of the good our approach to Community Gaming funding generates across New Zealand. We support St John nationally and locally, hoping to make a real impact at all levels.”

This year the Lion Foundation granted \$2.5 million to fund 11 emergency ambulances, 11 stretchers, three advance level defibrillators, and the construction of the Mount Roskill ambulance station in Auckland. This is vital and lasting support.

“For The Lion Foundation, this was an easy decision because we wanted to recognise the vitally important work the St John teams deliver.”

“We hope our support to the incredible team that makes up St John, whether at head office or at the coalface saving lives, continues for a long time to come. It matters to us. We care.” ■

This vehicle was funded by
**THE LION
FOUNDATION**

STRATEGIC THEME

4

Maintain an effective and sustainable organisation that is trusted, supported and highly valued by all stakeholders.

125 Years and more

St John in New Zealand had its beginnings on 30 April 1885 at a community meeting in Christchurch that was called to discuss options for ambulance and first aid services.

While the organisation draws on the experience of 125 years and values its rich past, we are looking ahead with determination. We recognise that transformation is required to make sure that our people, technology and services reflect the needs of New Zealand society today and in the future.

Strengthening infrastructure

In the 2009-2010 year we opened four new ambulance stations. The operation of a modern ambulance service able to meet the emergency medical needs of people across the country requires up-to-date facilities to house vehicles, equipment and suitable working, training and resting facilities for operational staff.

In the past year we replaced 53 ambulances. The expected working life of a frontline ambulance is eight years and 300,000 kilometres.

Investment in systems and business improvements included the development of a new customer relationship management system, the introduction of online time-sheeting for frontline operational staff and the completion of a comprehensive Information and Communication Technology (ICT) disaster recovery project.

People development

Our new Leadership Development Programme was introduced in March 2009. Developed with Mt Eliza, the executive education

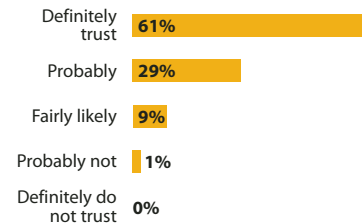
arm of Melbourne Business School, this comprehensive programme focuses on our managers developing the skills, attitudes and behaviours they need to lead more energised, directed and accountable teams.

As at June 2010 121 senior leaders had joined the programme. A further 72 leaders will join the programme in the coming year. This represents a significant investment in our people and the future of the organisation.

Organisational excellence

This year we completed an assessment of the St John organisation using the international Baldrige Criteria for Performance Excellence. Following the reporting of the baseline assessment the organisation has committed to a programme of business improvement initiatives and planning our strategic development. This programme of work will begin in the second quarter of the new financial year. ■

Public trust in St John



St John enjoys a high public profile and enormous levels of trust have been built over many years.

Source: St John Brand Research 2010, TNS Conversa

“While the organisation draws on the experience of 125 years and values its rich past, we are looking ahead with determination”

A six-month special exhibition opened in April at Canterbury Museum in Christchurch and highlighted the remarkable changes in ambulance technology and services over the years. It showcased hand-pulled 1880s litters and compared them to today's modern medically equipped vehicles. The exhibition also featured historical uniforms and first aid equipment, and featured recordings of real 111 calls.





“Our names are
Lloyd and Rachel
Pharazyn.

This is our story.

Kaikoura couple Lloyd and Rachel Pharazyn were so grateful to St John following their accidents, they joined as volunteers. Three years on, the husband and wife Ambulance Officers are both about to complete their National Diploma in Ambulance Practice.

The day after Boxing Day 2006, Lloyd was on a farm bike when he rammed into a fence post. “I broke my femur, tibia, fibula, all the bones in my leg,” he says. “The boss’s wife came out and found me and called for an ambulance.”

Rachel, who manages an organics restaurant in Kaikoura, was bruised and battered in a separate car accident three weeks before Lloyd came off the farm bike.

“We both benefited from the St John people who came to help us,” Rachel says. “I just really appreciated having a friendly face and a sympathetic ear because it was really frightening.”

Rachel joined St John in Kaikoura and three months after his accident while still on crutches, Lloyd joined as well.

“I joined to say thanks. I just wanted to thank them for what they did,” says Lloyd, who works as a computer technician and fits volunteering for St John around that.”



Festival for young internationals

A highlight this year was the International Youth Festival held in January 2010 at Lincoln University in Christchurch.

More than 400 young people from St John Youth organisations in Australia, Canada, England, Germany, Hong Kong, Malaysia, Singapore and Wales joined New Zealand Youth members for meetings, competitions, learning and fun. The powhiri at the festival included the first public performance of St John's waiata (Tenei Matou) and our haka (Takitini Taku Toa).

Leadership opportunities and life skills


St John Youth programmes allow young people to develop skills and self-esteem while caring for others – often making friends for life. The Penguin programme is for children aged six to eight years; those aged eight to 18 years are Cadets. Youth

members meet weekly during school term and attend camps, competitions and outings. St John helps young people become responsible, self-reliant, capable and community-aware young adults.

The programme relies on the contribution of volunteer Youth Leaders. We were fortunate that 100 more people than last year took on leadership roles during the year. We now have 970 Youth Leaders from all walks of life, who are working with the nearly 6,000 Youth members. Youth Leaders meet the requirements of our Child and Youth Protection Policy and are leading programmes that have a dynamic, vibrant, balanced curriculum, with creative, practical learning and a strong focus on community involvement and achieving personal goals.

We aim to continually improve our programmes and to do more to support our leaders'. ■

Youth members
(Penguins and Cadets)



“St John Youth programmes allow young people to develop skills and self-esteem while caring for others”



“ My name is
Karina Hallberg.
 This is my story.

St John Cadet of the Year
 2009-2010 Karina Hallberg,
 18, of Hamilton, definitely
 recommends St John
 to other young people.

“It’s such an amazing
 environment. You create
 a bond like a family. I have
 St John friends all around
 New Zealand.”

Karina’s Mum, Dad and brother are
 all involved in St John Youth and she
 joined in 2006. “I fell in love with it,”
 she says.

In 2008 she received her Grand
 Prior’s Award, the highest a Cadet can
 achieve – for proficiency in 12 subjects,
 including first aid, communication and
 community awareness.

“As Cadet of the Year, I represent
 St John Youth. I was privileged to
 host the Youth stand at the St John
 convention – Future Care 2010.
 I was a judge at the North Island Youth
 competitions and I’ve spoken at the
 Matamata Women’s Club and the
 Tauranga Youth Search Rescue Group.”

Karina has volunteered at events
 such as the Taupo Iron Man and
 the 100km Oxfam Walk. She was
 also one of four Cadets selected
 for the New Zealand team at the
 St John International Youth Festival
 in January 2010.

“It’s awesome. I am never going
 to leave St John. They’ll always
 be stuck with me.”



Taking care of our profile

- St John Week in June gave us an opportunity to raise our profile and to celebrate the work that our people do in partnership with communities.

Clockwise from top: Queen Street, Auckland; Sylvia Park, Auckland; Flash a light for St John advertising; Wellington; Kaikohe.



Our ambulances flash their lights hundreds of times every day for people in need

By donating to our annual appeal you can flash a light for St John.

To donate call 0800 ST JOHN or visit www.stjohn.org.nz

flash a light FOR ST JOHN APPEAL



The generosity extended to us from many donors and supporters for the Flash a light for St John appeal means we can continue to brighten the lives of New Zealanders every hour, of every day, 365 days a year.

This year we were again fortunate to have the significant support of our community partner, ASB, and the enthusiasm of all ASB staff in making the Flash a light for St John appeal a success.

Wesfarmers Industrial and Safety NZ Limited, Muffin Break, Foodstuffs South Island Limited and Bunnings Warehouse staff all gave generously of their time to help raise funds for St John in June.

Our thanks and appreciation go to everyone who gave their time, donations, ideas, energy and enthusiasm. Thank you so much for contributing to the more than \$1 million we received in response to our Appeal. ■

Pub Charity has a proud history of supporting kiwi communities.

Their support to St John of \$1.1 million this year has provided ambulances in Tauranga, Rotorua, Levin, Wanganui, Palmerston North and Wakatipu; health shuttles in Pahiatua and Otaki; and emergency support vehicles for Northland and Thames, with mass casualty incident equipment.

This support has saved lives in those communities.

As Pub Charity Chief Executive Martin Cheer highlights, "Every year many thousands of people in urban and rural New Zealand call on the charitable services of St John and for those in need, I'm sure there is nothing more comforting than the arrival of St John."

"To the St John men and women who crew these vehicles, you are the true heroes and Pub Charity has been proud to provide you with state-of-the-art equipment to support you in your duties." ■



Sincere thanks

- > St John is truly grateful for the generosity and support of many thousands of individuals and organisations that contribute to our work in caring for New Zealand communities. Our sincere thanks to you all.

Clockwise from right: Bunnings Warehouse supporting our Flash a light for St John appeal; The Lion Foundation representative Jonny Gritt is welcomed at the opening of the new Mt Roskill Ambulance Station; Muffin Break representative Garry Croft presenting St John with funds raised for our Flash a light for St John appeal; Ryman Healthcare Managing Director Simon Challies and residents presenting St John with funds raised by retirement home residents, which were matched dollar for dollar by Ryman Healthcare.



› We acknowledge the contributions of the following individuals and organisations for their conspicuous support during the 2009-2010 year.

A M McPherson Charitable Trust	Estate of MFM Cree & Shona Douglas Trust Fund	New Zealand Cricket
ASB Bank Limited	Estate of Pickering	New Zealand Lottery Grants Board
Ashburton Trust Charitable Foundation	Estate of Plowright	New Zealand Rugby Players' Association
Auckland City Council	Estate of Potter	New Zealand Community Trust
Discretionary Fund	Estate of R H Kruskopf	Otago Motor Trust
Bowater (Nelson)	Estate of R Lindsay	Pelorus Trust
Bunnings Limited	Estate of Robinson	Perpetual Trust
Callis Trust	Estate of Ross	Perry Foundation
Central Lakes Trust	Estate of S Wilson	PGG Wrightson
City Care Ltd	Estate of Scott	PowerCo
Corporate Express New Zealand Ltd	Estate of Simpson	Pub Charity
Danesmead Charitable Trust	Estate of Thomas Henry Tippett Charitable Trust	Public Trust
Dr Marjorie Barclay Charitable Trust	Estate of Toms	QBE Insurance New Zealand
Dunedin City Council	Estate of Van Den Arend	Ryman Healthcare Ltd
Estate of A Harvey	Estate of Vince	Sanitarium Health Food Company
Estate of Anne Margaret Goodwin	Farmers – The Palms (Christchurch)	Scenic Hotel Group
Estate of Beatrice Sarah Louisa Witt	First Sovereign Trust	SKYCITY Hamilton Community Trust
Estate of Cotterill	Foodstuffs South Island Limited	T & M Carr Endowment Trust
Estate of Cowell	Fresh to Go	Telecom New Zealand Limited
Estate of Dorothy Jean Bates	Gallagher Charitable Trust Board Inc	The Canterbury Community Trust
Estate of Gaudin	Guardian Trust	The Charles and Phillip Deibert Trust
Estate of Georgia Winifred Jarvie	Helen Baldwin Trust	The John & Elsie Walsh Trust
Estate of Gleeson	Horowhenua Community Trust	The Lion Foundation
Estate of Gloria Airini Hardie	J & E Wells Charitable Trust	The Southern Trust
Estate of Griffin	J N Lemon Charitable Trust	The Trevor Wilson Trust
Estate of Harold Albert Pierson	Jones Foundation	The Trusts Charitable Foundation
Estate of Holland	Kaikoura Charitable Trust	Trust House Charitable Trust
Estate of Hutter	Kelliher Charitable Trust	Un Cadeau Charitable Trust
Estate of Ivy May Baigent	Konica Minolta Business Solutions New Zealand Ltd	W G Dick Family Trust
Estate of J T Dick	Laerdal New Zealand Ltd	WEL Energy Trust
Estate of James A Stevenson	M W James Charitable Trust	Wesfarmers Industrial and Safety NZ Limited
Estate of John Taylor	Mainland Foundation	
Estate of Jones	Gilbert & Joan Melrose Family Trusts	
Estate of Long	Mercedes-Benz New Zealand	
Estate of Lyon	Muffin Break	
Estate of M Buddle	Nautilus Foundation	
Estate of M C Richdale		
Estate of M McDonald		
Estate of Mabbett		
Estate of Matthews		

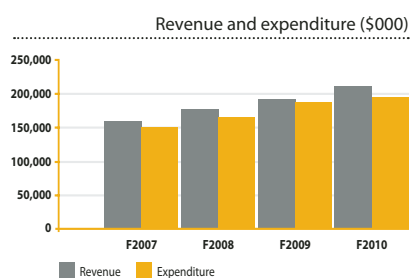
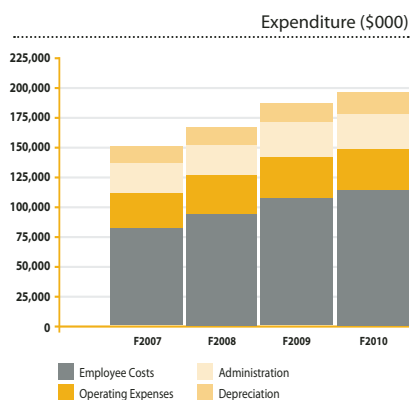
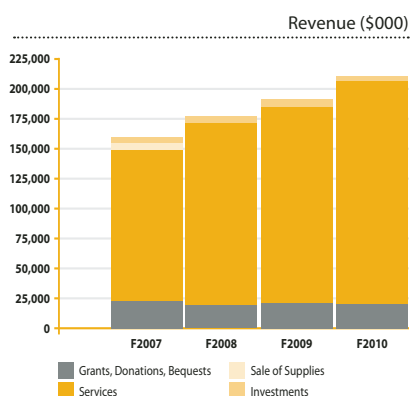
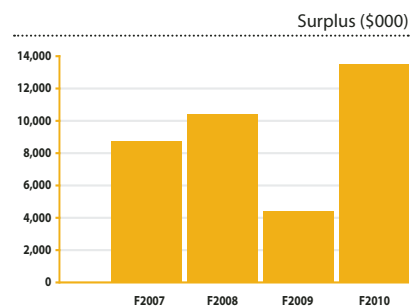


**Taking care
of business**

- > These summary consolidated financial statements incorporate the financial statements of more than 150 St John entities. This is the third year that we have prepared summary consolidated financial information for St John NZ.

Overall St John NZ reported a total comprehensive income (surplus) of \$13.6 million for the July 2009-June 2010 financial year (comprehensive income is a new term required by the Accounting Standards – reflecting net position plus any movement to and from reserve funds). The return on revenue for the current year was 6.5% and the return on average assets employed was 4.7%. Total comprehensive net income (surplus) for the year was \$9.4 million more than the previous year's surplus of \$4.2 million. The increase in surplus for the 2009-2010 year is due to the timing of contracting periods and the actual employment of the additional 85 ambulance officers during the year. This will not recur. The underlying surplus is \$9.6 million of which \$5.0 million relates to local community support to St John Area Committees (\$1.7 million in 2008-2009).

Total consolidated operating revenue was \$209.2 million, an increase of \$18.0 million or 9.4% over the previous year. The increases in operating revenue were attributable to additional Ministry of Health funding of \$8.0 million (primarily for the additional ambulance officers), \$3.9 million in additional income for ACC transports, \$2.9 million from growth in commercial activities and an increase of \$3.6 million from community support for Area Committees.



Total operating expenditure was \$195.6 million, an increase of \$8.6 million or 4.6% on the previous year. The full year impact of the 85 additional ambulance officers would have increased this by a further \$4.0 million. Our ongoing capital expenditure programme saw depreciation rise by \$2.0 million on the previous year.

St John targets the achievement of a financial surplus of 3% to 4% of revenues each year to provide funding for ongoing enhancement of its current infrastructure and to provide for its expansion of health-related services for the community.

Over the last four years we have committed \$93 million to improving our core infrastructure and have budgeted to spend at least a further \$44 million in the 2010-2011 financial year.

Balance sheet

Consolidated net assets for St John NZ stand at \$268.1 million, an increase of \$13.6 million on the position at 30 June 2009 of \$254.5 million.

Working capital increased slightly from \$58.7 million at 30 June 2009 to \$62.4 million at 30 June 2010.

\$198.2 million or 74% of St John NZ's net assets are in property, plant and equipment to maintain operations, including those assets used in the provision of emergency ambulance services. Working with communities throughout New Zealand to fundraise for capital projects, St John has built up a substantial portfolio of land and buildings of \$148.2 million as at 30 June 2010, which St John holds in trust for the benefit of those communities.

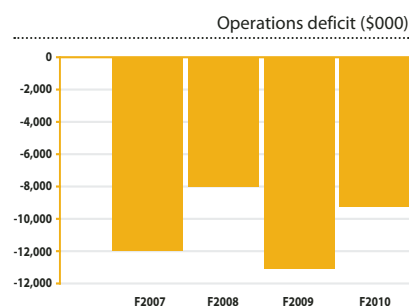
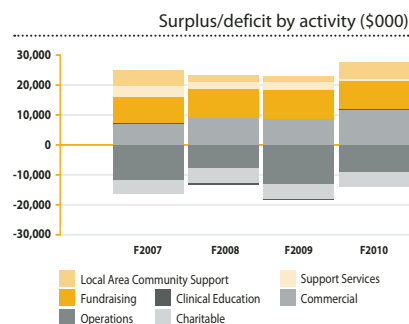
St John is committed to an ongoing programme of capital expenditure to ensure it has appropriate facilities and equipment to service the ongoing and increasing health needs of New Zealand

communities. Our approach to financial stewardship is risk averse and we aim to continue building a strong and healthy balance sheet that will support the long-term financial sustainability of one of New Zealand's leading providers of health services. This is a prudent approach given the uncertainties around future funding increases for core emergency ambulance services and for health services in general.

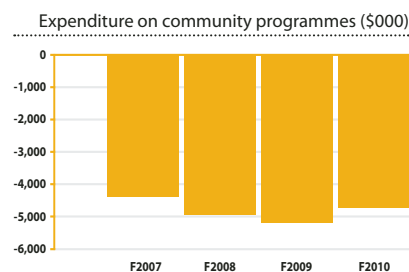
Operating activities

St John operations include emergency ambulance services, emergency communications centres, inter-hospital transfers, private ambulance hire and events work. In the 2009-2010 financial year the financial result for this group of activities was a deficit of \$9.2 million, \$8.6 million directly attributable to emergency ambulance and communications centres. The operating deficit is understated due to the one-off benefit of Ministry of Health funding for additional ambulance officers. The projected operating shortfall for operations in financial year 2010-2011 is \$14.3 million. This level of deficit is unsustainable and we have described our intentions to transform service delivery to reduce the call on community support for ambulance funding.

St John community programmes include Friends of the Emergency Department, Caring Caller, Health Shuttles, St John Safe Kids, Outreach Therapy Pets and Youth programmes. \$4.8 million was invested in the delivery of these programmes across New Zealand in the 2009-2010 year – contributing meaningfully to the health and well-being of many thousands of New Zealanders. Further expansion of these programmes is planned and we forecast an increase in expenditure to a total of \$5.8 million in the next financial year.

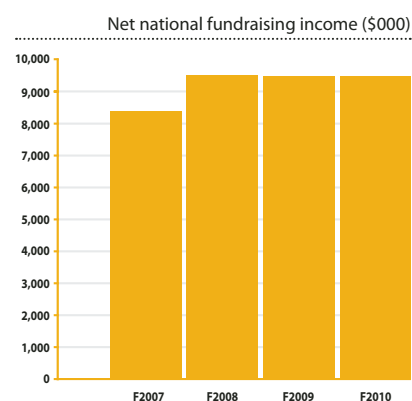
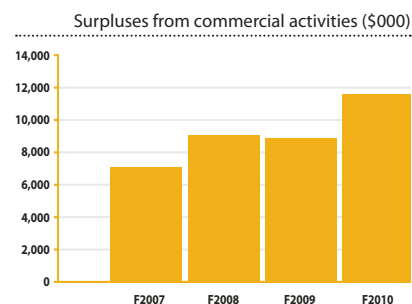


Note: F2010 is an aberration in that the deficit is understated by \$4.0m



A range of services and products are marketed on a commercial footing. These services deliver value to customers and provide a source of additional revenue and surplus that can be applied to the funding of the annual ambulance operating deficit and to the funding of other community programmes. The surpluses from these activities contributed \$11.6 million in the 2009-2010 year.

The work of St John and the delivery of services is reliant on the generosity of individuals, businesses and community funders who provide financial support through donations, bequests, sponsorship and grants. Surpluses from national fundraising activity in the past year were \$9.5 million. Our Area Committees raised more than \$7.0 million this year. ■



FOUR YEAR TRENDS

	F2007 (\$000)	F2008 (\$000)	F2009 (\$000)	F2010 (\$000)
Total Revenue	158,713	176,547	191,179	209,176
Total Expenditure	150,187	166,427	186,986	195,581
Net Surplus (Comprehensive income)	8,526	10,120	4,193	13,596
Assets				
Current	76,761	87,962	84,919	90,092
Property, plant and equipment	175,728	180,211	189,623	198,164
Other non current assets	6,696	7,718	7,585	9,117
Total Assets	259,185	275,891	282,127	297,373
Liabilities				
Current	21,537	25,544	26,191	27,729
Non-current	1,071	50	1,446	1,558
Total Liabilities	22,608	25,594	27,637	29,287
Total Equity	236,577	250,297	254,490	268,086

The Priory in New Zealand of the Most Venerable Order of the Hospital of St John of Jerusalem

Summary consolidated financial statements

30 June 2010

Summary consolidated statement of financial position

As at 30 June	2010 (\$000)	2009 (\$000)
Current assets	90,092	84,919
Property, plant and equipment	198,164	189,623
Other non-current assets	9,117	7,585
Total assets	297,373	282,127
Current liabilities	27,729	26,191
Non-current liabilities	1,558	1,446
Total liabilities	29,287	27,637
Net assets	268,086	254,490
Equity	268,086	254,490

Summary consolidated statement of comprehensive income

For the year ended 30 June	2010 (\$000)	2009 (\$000)
Revenue from grants, donations and bequests	20,200	20,444
Revenue from the rendering of services	184,419	163,916
Revenue from the sale of supplies	1,251	1,663
Investment revenue	3,306	5,156
Total revenue	209,176	191,179
Share in surplus of joint venture	169	106
Employee costs	(114,303)	(108,075)
Administrative costs	(30,057)	(29,751)
Depreciation expense	(17,671)	(15,680)
Impairment costs	-	(375)
Reversal of impairment costs	43	-
Amortisation expense	(815)	(539)
Finance costs	(33)	(9)
Other expenses	(33,129)	(32,580)
Net surplus/(deficit)	13,380	4,277
Other comprehensive income for the year	216	(84)
Total comprehensive income for the year	13,596	4,193

Summary consolidated statement of changes in equity

For the year ended 30 June	Retained Earnings (\$000)	Revaluation Reserve Available for Sale Assets (\$000)	Revaluation Reserve Rare Assets (\$000)	Other Reserves (\$000)	Total (\$000)
Balance as at 1 July 2008	230,849	315	109	19,024	250,297
Surplus/(deficit) for the year	4,277	-	-	-	4,277
Other comprehensive income	-	(84)	-	-	(84)
Total comprehensive income for the year	4,277	(84)	-	-	4,193
Transfer (to)/from reserves	(1,555)	-	-	1,555	-
Balance as at 1 July 2009	233,571	231	109	20,579	254,490
Surplus/(deficit) for the year	13,380	-	-	-	13,380
Other comprehensive income	-	216	-	-	216
Total comprehensive income for the year	13,380	216	-	-	13,596
Transfer (to)/from reserves	-	-	-	-	-
Balance as at 30 June 2010	246,951	447	109	20,579	268,086

Summary consolidated statement of cashflows

For the year ended 30 June

	2010 (\$000)	2009 (\$000)
Net cash flows from operating activities	30,373	22,681
Net cash flows used in investing activities	(36,572)	(10,753)
Net increase/(decrease) in cash	(6,199)	11,928
Cash and cash equivalents at the beginning of the year	58,354	46,426
Cash and cash equivalents at the end of the year	52,155	58,354

On behalf of the Priory Trust Board, who authorised the issue of the summary of consolidated financial statements on 5 October 2010.



Garry Wilson
Chairman



Jaimes Wood
Chief Executive

These statements should be read in conjunction with the notes to the summary financial statements.

Notes to the summary financial statements

For the year ended 30 June 2010

1 Summary of accounting policies

Statement of compliance and reporting group

These summary consolidated financial statements have been extracted from the audited full consolidated financial statements of The Priory in New Zealand of the Most Venerable Order of the Hospital of St John of Jerusalem ('National Office'), and its subsidiaries and in-substance subsidiaries ('St John NZ').

St John NZ's financial statements incorporate the financial statements of National Office and all entities controlled by the National Office (its subsidiaries and in-substance subsidiaries) being The Order of St John Northern Region Trust Board, The Order of St John Midland Regional Trust Board, The Order of St John Central Regional Trust Board, The Order of St John Northern Region (SI) Trust Board, The Order of St John Southern Region Trust Board, 6 trusts and St John Emergency Communications Ltd (and its joint venture, Central Emergency Communications Ltd).

The full consolidated financial statements have been prepared in accordance with Generally Accepted Accounting Practice in New Zealand ('NZ GAAP'). They comply with the New Zealand Equivalents to International Financial Reporting Standards ('NZ IFRS') and other applicable financial reporting standards as appropriate for a public benefit entity.

The audit report on the full consolidated financial statements was unqualified.

These summary consolidated financial statements have been prepared in accordance with FRS-43 'Summary Financial Statements' and have been extracted from the audited full consolidated financial statements for the year ended 30 June 2010 which were approved by the Priory Trust Board on 5 October 2010. The summary consolidated financial statements can not be expected to provide as complete an understanding as provided by the full consolidated financial statements. For a full understanding of St John NZ's financial position and performance these summary consolidated financial statements should be read in conjunction with the audited full consolidated financial statements.

The audited full consolidated financial statements are available on application to the following address:

Accountant
St John National Office
PO Box 10 043
Wellington 6143

The reporting currency is New Zealand Dollars rounded to the nearest thousand except for certain disclosures (in note 6) which have not been rounded.

2 Commitments for expenditure

	2010 (\$000)	2009 (\$000)
Capital commitments – property, plant and equipment	10,040	7,150
Capital commitments – maintenance contracts	651	-
	10,691	7,150

> Notes to the summary financial statements (continued)

For the year ended 30 June

3 Leases	2010 (\$000)	2009 (\$000)
Non-cancellable operating lease payments		
Less than 1 year	1,062	841
Later than 1 year less than 5 years	1,709	1,491
Later than 5 years	973	946
	3,744	3,278

St John NZ has operating lease agreements related to properties rented by St John NZ for administrative purposes. St John NZ does not have an option to purchase the properties at the end of the lease. St John NZ also has operating leases for photocopiers with an average length of lease of three years.

4 Contingent liabilities

St John NZ has no contingent liabilities.

A letter of credit is held with the bank to guarantee payroll payments to employees to a maximum of \$575,000 (2009: \$575,000).

5 Subsequent events

On 4 September 2010 there was a significant earthquake causing severe damage in Canterbury. The damage to St John NZ property is covered by existing insurance cover and although the final estimate of the cost of any remediation cannot be determined, St John NZ has adequate financial resources to cover any related expenditures. (2009 nil).

6 Related party disclosures

Related parties of National Office include subsidiaries of the National Office entity and the Regional Trust Boards which are under common control of The Priory in New Zealand of the Most Venerable Order of St John. Amounts owed from related parties totalled \$1,664,448 (2009 \$1,880,043) and to related parties totalled \$23,156 (2009 \$20,156). The balances are payable on demand with no interest. In addition receipts from related parties totalled \$438,611 (2009 \$321,473) and payments to related parties totalled \$215,000 (2009 \$215,000).

EO Sullivan, a Trustee of the Priory Trust Board who acts in the capacity of Chairman of the Risk and Audit Committee of the Priory Trust Board and Chairman of the Board of Trustees of one of the entities consolidated as part of St John NZ was also a Director of South Canterbury Finance and is a director of Raymond Sullivan McGlashan Law ("RSM").

St John NZ has investments of \$352,517 in South Canterbury Finance as at 30 June 2010 (2009: \$743,834) and has received interest of \$48,834 (2009: \$47,974). Of this total investment, St John Financial Control Board Timaru had \$127,517 invested which was subsequently withdrawn in July 2010 and the balance of the St John NZ investment of \$225,000 is covered by the Government Retail Deposit Guarantee scheme and shall be repaid.

RSM has provided legal services to entities within St John NZ and St John NZ has invested \$1,204,046 (2009: \$1,128,895) in interest earning mortgage based investments and investment property through the nominee account, solicitors deposit account and /or brokered by and/or with clients of RSM, of which \$ 308,000 (2009: \$308,000) has been provided for.



AUDIT REPORT TO THE TRUSTEES OF THE PRIORY TRUST BOARD

We have audited the summary consolidated financial statements of The Priory in New Zealand of the Most Venerable Order of the Hospital of St John of Jerusalem for the year ended 30 June 2010 as set out on pages 28 to 30.

This report is provided solely to the trustees of The Priory Trust Board. Our report has been undertaken so that we might state to the trustees of The Priory Trust Board those matters we are required to state to them in an auditor's report and for no other purpose. To the fullest extent permitted by law, we do not accept or assume any duty, responsibility or liability to any other party than the trustees of The Priory Trust Board as a body, for our audit work, for this report, or the opinions we have formed.

Priory Trust Board Responsibilities

The trustees of The Priory Trust Board are responsible for the preparation of summary consolidated financial statements, in accordance with New Zealand law and generally accepted accounting practice.

Auditors' Responsibilities

It is our responsibility to express to you an independent opinion on the summary consolidated financial statements presented by The Priory Trust Board.

Basis of Opinion

We conducted our audit in accordance with New Zealand Auditing Standards. We planned and performed procedures to ensure the summary consolidated financial statements are consistent with the full consolidated financial statements on which the summary consolidated financial statements are based. We also evaluated the overall adequacy of the presentation of information in the summary consolidated financial statements against the requirements of FRS-43: *Summary Financial Statements*.

Other than in our capacity as auditor and the provision of indirect taxation advice, we have no relationship with or interests in The Priory in New Zealand of the Most Venerable Order of the Hospital of St John of Jerusalem and group ('St John NZ').

Unqualified Opinion

In our opinion, the information reported in the summary consolidated financial statements complies with FRS-43: *Summary Financial Statements* and is consistent with the full consolidated financial statements from which it is derived and upon which we expressed an unqualified audit opinion in our report to the trustees dated 5 October 2010.

For a better understanding of the scope of our audit of The Priory in New Zealand of the Most Venerable Order of the Hospital of St John of Jerusalem's consolidated financial statements and of The Priory in New Zealand of the Most Venerable Order of the Hospital of St John of Jerusalem's consolidated financial position, financial performance and cash flows for the year ended 30 June 2010, this report should be read in conjunction with The Priory in New Zealand of the Most Venerable Order of the Hospital of St John of Jerusalem's audited full consolidated financial statements for that period.

Our examination of the summary consolidated financial statements was completed on 5 October 2010 and our unqualified audit opinion is expressed as at that date.

Chartered Accountants
Auckland, New Zealand

This audit report relates to the summary financial statements of The Priory in New Zealand of the Most Venerable Order of the Hospital of St John of Jerusalem and group ('St John NZ') for the year ended 30 June 2010 included on St John NZ's website. The Priory Trust Board is responsible for the maintenance and integrity of St John NZ's website. We have not been engaged to report on the integrity of St John NZ's website. We accept no responsibility for any changes that may have occurred to the summary financial statements since they were initially presented on the website. The audit report refers only to the summary financial statements named above. It does not provide an opinion on any other information which may have been hyperlinked to from these summary financial statements. If readers of this report are concerned with the inherent risks arising from electronic data communication they should refer to the published hard copy of the audited summary financial statements and related audit report dated 5 October 2010 to confirm the information included in the audited summary financial statements presented on this website. Legislation in New Zealand governing the preparation and dissemination of financial statements and summary financial statements may differ from legislation in other jurisdictions.

Performance Statistics 1 July 2009-30 June 2010.

	Northern Region	Midland Region	Central Region	Northern Region (SI)	Southern Region	National Office	Total
Patients treated and transported by ambulance officers ¹	154,513	70,426	46,147	68,335	31,803	–	371,224
Kilometres travelled by ambulances	6,479,116	3,734,760	2,372,728	2,704,008	1,875,994	–	17,166,606
Ambulance and operational vehicles	173	149	60	144	75	–	601
Ambulance stations	45	43	23	53	29	–	193
Emergency incidents attended	124,424	58,345	39,960	59,976	26,346	–	309,051
Vehicles attending emergency incidents ²	141,801	65,891	47,050	65,899	29,165	–	349,806
Events serviced	2,950	1,666	1,603	2,690	665	–	9,574
Events volunteers	623	155	338	554	44	–	1,714
People trained in first aid	18,783	9,051	11,570	11,108	6,886	–	57,398
Children who participated in the St John Safe Kids programme	13,794	692	n/a	11,368	10,129	–	35,983
Caring Caller clients	523	254	82	154	22	–	1,035
Caring Caller volunteers	547	285	98	200	46	–	1,176
Community Care in Hospitals volunteers ³	282	263	80	131	90	–	846
Health Shuttle client trips	1,293	20,616	11,971	3,116	577	–	37,573
Area Committee volunteers	271	254	153	248	247	–	1,173
Volunteers	2,648	1,412	1,116	1,958	897	14	8,045
Paid staff (including casuals) ⁴	779	384	251	466	260	180	2,320
Youth members (Penguins and Cadets)	2,067	1,085	694	1,390	478	–	5,714
Total members	5,494	2,881	2,061	3,814	1,635	194	16,079

KEY 1: Includes accident, medical, patient transfer and private hire 2: Based on the number of vehicles
 3: Friends of the Emergency Department and Hospital Friends volunteers 4: Total paid staff – full time equivalent (FTE): 1,589

OFFICERS OF THE ORGANISATION

The International Order

Sovereign Head

Her Majesty The Queen

Grand Prior

His Royal Highness The Duke of Gloucester KG GCVO GCStJ

Lord Prior

Professor A R Mellows OBE GCStJ TD

The Priory in New Zealand

Priory Chapter

Prior

His Excellency The Right Honourable Sir Anand Satyanand GNZM QSO KStJ

Chancellor

Mr G M Wilson KStJ

Chief Executive

Mr J D Wood OSTJ

Bailiffs and Dame Grand Cross

Sir Randal F Elliott KBE GCStJ
Mr J A Strachan GCStJ
June Lady Blundell ONZ QSO GCStJ
Mr N B Darrow GCStJ

Elected and Appointed Members

Northern Region

Elected Mr L O Cullerne CStJ
Elected Mr I L Dunn KStJ JP
Appointed Mr P G Macauley OSTJ

Midland Region

Elected Mr D C W Lang KStJ
Elected Mrs S G MacLean CStJ
Appointed Mr N K F Harris KStJ JP

Central Region

Elected Mrs B M Simpson DStJ
Elected Ms B A Greenaway CStJ
Appointed Mr D J Swallow KStJ

Northern Region (SI)

Elected Mr R G Harris KStJ
Elected Mrs M P A Corkindale CStJ
Appointed Mr G J Mangin CStJ

Southern Region

Elected Mrs S M Hennessy CStJ
Elected Mr J M Hanrahan CStJ
Appointed Mr R E Pettitt CStJ

Priory Officers

Priory Dean

The Rev Dr S H Rae MNZM KStJ

Registrar

Mr M V F Jones KStJ QSM

Hospitaller

Mrs J A Hoban DStJ

Director of Ceremonies

Mr I L Dunn KStJ JP

Medical Advisor

Mr I D S Civil MBE CStJ ED FRACS

Librarian

Ms B A Greenaway CStJ

Principal Chaplain

The Rev C R Tremewan KStJ

Assistant Director of Ceremonies

Mr P D Wood CStJ

Priory Trust Board

Chancellor

Mr G M Wilson KStJ

Chief Executive

Mr J D Wood OSTJ

Regional Members

Northern Region

Mr A J M Wadams CStJ

Midland Region

Dr S A Evans KStJ

Central Region

Ms B A Greenaway CStJ

Northern Region (SI)

Mr J A Hall KStJ

Southern Region

Mr M V F Jones KStJ QSM

Appointed Members

Mr E O Sullivan KStJ

Mr J M Harman KStJ

Mr I D S Civil MBE CStJ ED FRACS

Mr D K Hunn CNZM

Ms S Cumming

Board Secretary

Mr P L Harper

Cadet of the Year

Ms Karina Hallberg

Subcommittees and Subsidiary Boards

Risk and Audit Committee

Chairman

Mr E O Sullivan KStJ

Committee Members

Mr G M Wilson KStJ

Mr R E Pettitt CStJ

Ms S Cumming

Secretary – Finance and Administration Director

Mr M F Boorer MSTJ JP

Remuneration Committee

Chairman

Mr J M Harman KStJ

Committee Members

Mr J A Gallagher CNZM CStJ JP

Mr G Ridley MSTJ

Mr G M Wilson KStJ

Mr D Hunn CNZM

Mr J D Wood OSTJ

Secretary – HR Director

Mr T Dodd

Clinical Governance Committee

Chairman

Mr I D S Civil MBE CStJ ED FRACS

Committee Members

Mr J D Wood OSTJ

Mr M R Brooke CStJ

Mr A E Blaber OSTJ

Dr S A Evans KStJ

Mr A J M Wadams CStJ

Dr R A Smith OSTJ

St John Emergency Communications Limited

Chairman

Mr E O Sullivan KStJ

Directors

Mr G M Wilson KStJ

Mr J D Wood OSTJ

Mr A E Blaber OSTJ

Secretary – Finance and Administration Director

Mr M F Boorer MSTJ JP

Central Emergency Communications Limited

Chairman

Mr J D Wood OSTJ

Directors

Mr E O Sullivan KStJ

Mr G M Wilson KStJ

Mr R Martin/Ms K Ertel

Mr S Stevens

Executive – Operations Director

Mr A E Blaber OSTJ

Secretary – Finance and Administration Director

Mr M F Boorer MSTJ JP

Regional Trust Boards

Northern Region

Mr A J M Wadams CStJ Chair
Mr R D Blundell OSTJ
Mr I D S Civil MBE, CStJ ED FRACS
Mr I L Dunn KStJ JP
Mr P G Macauley OSTJ
Mr T W Martin CStJ
Mr C R Mawson MBE, OSTJ
Mr M J Spearman OSTJ
Mrs A Stanes
Mrs L W Short

Midland Region

Dr S A Evans KStJ Chair
Mr J A Gallagher CNZM CStJ JP
Mr N K F Harris KStJ JP
Mr P M Legg OSTJ
Mrs S J MacLean CStJ
Mr S R Makgill
Mr J G O Stubbs OSTJ
Mr P R Stuthridge MSTJ
Miss J E Swainson OSTJ
Mr D B Taylor MSTJ
Mr K I Williamson OSTJ JP
Mr D Lang KStJ QSM

Central Region

Since 2003 the affairs of St John Central Region have been governed by the Priory Trust Board using an instrument of delegation to the Chief Executive.

Northern Region (South Island)

Mr J A Hall KStJ Chair
Mr G J Mangin CStJ
Mrs M P A Corkindale CStJ
Mr G S R Eames CStJ
Mrs P M Mountford DStJ
Mr G Ridley OSTJ
Mr J A White KStJ
Mr P W Young MSTJ
Mr G Alexander MSTJ
Dr S L Kletchko

Southern Region

Mr M V F Jones KStJ QSM Chair
Mrs P E Beattie CStJ
Mrs M D Cameron MSTJ
Mr P J Ferguson
Mr J M Hanrahan CStJ
Mrs S M Hennessy CStJ
Mr J A Mills CStJ
Mr R E Pettitt CStJ
Mr G E Wallace CStJ JP

Area Committees are recognised as a foundation of St John and play a vital role in linking St John to local communities.

The work carried out by Area Committees is as diverse as the communities they serve. Their many activities include informing local communities about St John programmes, contributing to planning processes, helping to raise funds within their communities and supporting St John paid and volunteer members. Their work is invaluable.

Northern Region

Bay of Islands

Chair – Andy Sandeson
Treasurer – Maureen Greaves
Secretary – Maureen Greaves

Bream Bay (Ruakaka)

Chair – John Burrows
Treasurer – Pat Fowler
Secretary – Bev McCracken

Coromandel

Chair – Ray Hintz
Treasurer – Julie Walker
Secretary – Julie Walker

Doubtless Bay

Chair – Meg Brown
Treasurer – Pam Kay
Secretary – Lynn Pooley

Far North (Houhora)

Chair – Archie Clark
Treasurer – Eleanor Goble
Secretary – Bridgett Ruane

Hauraki Plains (Ngatea)

Chair – Lesley Gordon
Treasurer – Patricia Porter
Secretary – Patricia Porter

Helensville

Chair – Jim Hayes
Treasurer – Robert Mckeown
Secretary – Nancy Head

Hibiscus Coast (Orewa)

Chair – Barbara Everiss
Treasurer – Margaret Christie
Secretary – Yvonne Cox

Kaikohe

Chair – Peter Macauley
Treasurer – Ina Fielding
Secretary – Peter Bell

Kaitia

Chair – Eric Shackleton
Treasurer – Erin Collings
Secretary – Deirdre Crene

Kerikeri

Chair – John Woolley
Treasurer – Patricia Shaw
Secretary – Patricia Shaw

Manukau (Howick)

Chair – Kevin Simpkin
Treasurer – Kathleen Whitta
Secretary – Ngairé Devereaux

Mercury Bay

Chair – David Harvey
Treasurer – Ron Anderson
Secretary – Jan Jenson

North Hokianga (Kohukohu)

Chair – David King
Treasurer – Ann Stones
Secretary – Ann Stones

North Shore

Chair – Peter Geenty
Treasurer – Peter Horrocks
Secretary – John Langstone

Northern Wairoa (Dargaville)

Chair – Sally Parkinson
Treasurer – Keith Brightwell
Secretary – Elaine McCracken

Otamatea (Maungaturoto)

Chair – Trevor Brljevič
Treasurer – Pamela Foster
Secretary – Eileen Parsons

Paeroa

Chair – Leslie Cullerne
Treasurer – Helen Appleby
Secretary – Hilary Haysom

Papakura

Chair – Beverley Dunn
Treasurer – Elizabeth Donald
Secretary – Jackie Johnston

Pukekohe

Chair – Graham Williams
Treasurer – Rodney Stewart
Secretary – Deirdre Stewart

Russell

Chair – Raewyn Hanlon
Treasurer – Colleen Bottrell
Secretary – Colleen Bottrell

South Hokianga (Rawene)

Chair – Bill Carter
Treasurer – Garth Coulter
Secretary – Alexa Whaley

Tairua

Chair – Trevor Martin (Acting)
Secretary – Pat Kake
Treasurer – Pat Kake

Thames

Chair – Leon Broughton
Treasurer – John Wiseman
Secretary – Sally Wilson

Waiheke Island

Chair – Pat Burgess
Treasurer – Pat Burgess
Secretary – Mike Thomas

Waihi

Chair – Cyril Guillard
Treasurer – Alice Hicks
Secretary – Alice Hicks

Waiuku

Chair – Kevan Lawrence
Treasurer – Linda Baker
Secretary – Joan O'Sullivan

Warkworth

Chair – Alan Boniface
Treasurer – Brian Russell
Secretary – Marion McDermott-Jones

Wellsford

Chair – Peter Corry
Treasurer – Simon Thornborrow
Secretary – Jackie Thornborrow

West Auckland (Te Atatu South)

Chair – Murray Spearman
Treasurer – Chris Johnstone
Secretary – Lindsay Huston

Whangamata

Chair – Trevor Martin
Treasurer – Lyn Bryant
Secretary – Lyn Bryant

Whangarei

Chair – John Bain
Treasurer – Murray Webster
Secretary – Murray Webster

Midland Region

Bennetdale

Chair – Anne Kelly
Area Executive Officer – Judy Deed

Cambridge

Chair – Henry Strong
Area Executive Officer – Julie Strong

Edgcumbe

Chair – Ray Brown
Area Executive Officer – Ray Brown

Gisborne

Chair – Pat Naden
Area Executive Officer – Carnie Nelson

Hamilton

Chair – Paul Stuthridge
Area Executive Officer – Harmen Van Weerden

Huntly

Chair – Graeme Tait
Area Executive Officer – Claire Molloy

Katikati

Chair – Mike Williams
Area Executive Officer – Karen Gordon

Kawerau

Chair – Suzanne Hutchinson
Area Executive Officer – Suzanne Hutchinson

Kawhia

Chair – Alan Locke
Treasurer – Shirley Usher
Area Executive Officer – Sue Dimond

Mangakino

Chair – Brian Hill
Area Executive Officer – Elva Lorenz

Matamata

Chair – David Latham
Area Executive Officer – Geraldine Loveridge

Morrinsville

Chair – Neil Rogers
Area Executive Officer – Donna Ogden

Mt Maunganui

Chair – Jane Swainson
Area Executive Officer – Richard Waterson

Murupara

Chair – Ross Burns
Area Executive Officer – Robin Findon

Ngaruawahia

Chair – Tracey Powrie
Area Executive Officer – Vicki Ryan

Ohura

Chair – Scott Gower
Area Executive Officer – Scott Gower

Opotiki

Chair – Preston Craig
Treasurer – Theresa Walker
Area Executive Officer – Hemi Williams

Otorohanga

Chair – Daphney King
Area Executive Officer – Sheena Tunbull

Piopio

Chair – Doug Oliver
Area Executive Officer – Rose Young

Putaruru

Chair – Andrew Begbie
Treasurer – Beryl Garnett
Area Executive Officer – Jean Marshall

Raglan

Chair – Neil Tapp
Area Executive Officer – Jan Tapp

Reporoa

Chair – Colin Millar
Treasurer – Jackie Brown
Area Executive Officer – Megan Martelli

Rotorua

Chair – Ross Burns
Area Executive Officer – Robin Findon

Ruatoria

Chair – Frances Manual Domb
Area Executive Officer – Aroha Matamua

Tainui (Mokau)

Chair – Eric Cryer
Treasurer – Gail Pratt
Area Executive Officer – Gaynor Andrews

Taumarunui

Chair – Bill Carter
Treasurer – Jeremy Stubbs
Area Executive Officer – Sue Rusling

Taupo

Chair – Mich'ael Downard
Area Executive Officer – Christina Keir

Tauranga

Chair – Jane Swainson
Area Executive Officer – Richard Waterson

Te Aroha

Chair – Phillip Legg
Treasurer – Elspeth Robinson
Area Executive Officer – Annie Bradburn

Te Awamutu

Chair – Ross McGowan
Area Executive Officer – Thacy Chisholm

Te Kauwhata

Chair – Gaylene Wheeler
Treasurer – Hazel Boldero
Area Executive Officer – Val Andrews

Te Kuiti

Chair – Tom Falconer
Treasurer – Kim Atutahi
Area Executive Officer – Lorrene Te Kanawa

Te Puke

Chair – Barry Gernhoefer
Treasurer – Peter Wells
Area Executive Officer – Barry Gernhoefer

Te Whanau-a-Apanui

(Te Kaha and Waihua Bay)
Chair – Elaine Hutchison
Area Executive Officer – Pania McRoberts

Tokoroa

Chair – Henry Strong
Treasurer – Hazel Pennefather
Area Executive Officer – Christine Freeman

Tuwharetoa (Turangi)

Chair – Dianne Trethowen
Area Executive Officer – Deidre Ewart

Whakatane

Chair – Lyn Price
Area Executive Officer – Sandra Laing

Central Region

Bush

Chair – Peter Lindstrom
Treasurer – Gillian Patterson
Secretary – Gillian Patterson

Carterton

Chair – Peter Leighton
Treasurer – Fiona Macartney
Secretary – Martin Tankersley

Dannevirke

Chair – Don Stewart
Treasurer – Alison McKenzie
Secretary – Francie Edgington

Featherston

Chair – Paul Mason
Treasurer – Barbara Wilson
Secretary – Heather March

North Island

Feilding

Chair – Steve Tatton
Treasurer – Lee-Anne Jones
Secretary – Lee-Anne Jones

Foxton

Chair – John Story
Treasurer – Tony Hoggart
Secretary – Julie Crombie

Greater Wellington District

Chair – John Wills
Treasurer – Warwick Eves
Secretary – Glenda Donnell

Greytown

Chair – Brian Robinson
Treasurer – Bert Petersen
Secretary – Bert Petersen

Hawera

Chair – Eric Little
Treasurer – Graeme Harvie
Secretary – Mary Schrader

Hawke's Bay (Hastings)

Chair – Anne Reese
Treasurer – Roger Sinclair
Secretary – Karen Crysell-Jerphanion/
Dianne Oliver

Hunterville

Chair – Ted Wilce
Treasurer – Iona Cameron-Smith
Secretary – Patricia Lambert

Inglewood

Chair – John Mackie
Treasurer – Joan Fergusson
Secretary – Sandra Moratti

Levin

In Recess

Martinborough

Chair – Bill Stephen
Treasurer – Terry Blacktop
Secretary – Ray Bush

Marton

Chair – Douglas Evans
Treasurer – Wally Elgar
Secretary – Wally Elgar

Masterton

Chair – Noeline Butters
Treasurer – Suzanne Mitchell
Secretary – Suzanne Mitchell

North Taranaki

Chair – Doug Ashby (Acting)
Treasurer – Brett Priar
Secretary – Margaret McConachie

Opunake

Chair – Vacant
Treasurer – Nevis Brewer
Secretary – Nevis Brewer

Otaki

Chair – Kevin Crombie
Treasurer – Kevin Crombie
Secretary – Georgie Naef

Palmerston North

Chair – Jim Datson (Acting)
Treasurer – Toddy Greig
Secretary – Toddy Greig

Stratford

Chair – Judy Shaw
Treasurer – Christine Hughes
Secretary – Christine Hughes

Wanganui

Chair – Jim Datson (Acting)
Treasurer – Mary Flynn
Secretary – Mary Flynn

NORTHERN REGION
HEADQUARTERS: AUCKLAND

MIDLAND REGION
HEADQUARTERS: HAMILTON

CENTRAL REGION
HEADQUARTERS: PALMERSTON NORTH

NATIONAL OFFICE
WELLINGTON



Northern Region (SI)

Amuri (Hawarden)

Chair – Andrew Wright
Treasurer – Dennis Hall
Secretary – Maree Hare

Ashburton

Chair – Phil Godfrey
Treasurer – Paul Thomas
Secretary – Elaine Vallender

Banks Peninsula (Lyttleton)

Chair – Peter Dawson
Treasurer – Colleen Elder
Secretary – Colleen Elder

Buller (Westport)

Chair – Graeme Alexander
Treasurer – Nichola Cunneen
Secretary – Bev Ray

Chatham Islands (Waitangi)

Chair – Glenise Day

Cheviot

Chair – Jane Maxwell
Treasurer – Mary Mulcock
Secretary – Karen Crampton

Christchurch

Chair – Michelle Corkindale
Secretary – Kimberley Barton
Executive Officer – Dorothy Couch

Cust

Chair – Bernard Kingsbury
Treasurer – Sue Gillespie
Secretary – Elizabeth Smith

Ellesmere (Leeston)

Chair – Jack Percy
Treasurer – Glenys Mitchell
Secretary – Glenys Mitchell

Geraldine

Chair – Ross Irvine
Treasurer – Gaynor Patterson
Secretary – Gaynor Patterson

Golden Bay (Takaka)

Chair – Stuart Chalmers
Treasurer – Jude Edmondson
Secretary – Stuart Chalmers

Greymouth

Chair – Therese Gibbens
Treasurer – Helen Foote
Secretary – Helen Foote

Hokitika

Chair – Shirley Gardiner
Treasurer – Anne-Marie Carter
Secretary – Katrina Lett

Kaipoi

Chair – Janelle Cutting
Treasurer – Rob Rae
Secretary – Marie Dvorak

Kaikoura

Chair – Danny Smith
Treasurer – Jillian Dunlea
Secretary – Gwenda Addis

Mackenzie (Fairlie)

Chair – Stuart Barwood
Treasurer – Jan Garrow
Secretary – Jill Taylor

Malvern (Darfield)

Chair – Arthur Marsh
Treasurer – Marie Leeds
Secretary – John Leeds

Marlborough (Blenheim)

Chair – Graeme Faulkner
Treasurer – Vacant
Secretary – Helen Faulkner

Mayfield (Ashburton)

Chair – Brent Murdoch
Treasurer – Kevin Taylor
Secretary – Kevin Taylor

Methven

Chair – David Mangin
Treasurer – Graeme Chittock
Secretary – Karen Lill

Motueka

Chair – Fred Wassell
Treasurer – Fiona Hodge
Secretary – Lesley Dyer

Nelson

Chair – Dennis Creed
Treasurer – Denis McCleary
Secretary – Sarah McCabe

Rangiora

Chair – Andrew Hide
Treasurer – Brent Hassall
Secretary – Coby Lubbers

Reefton

Chair – Alistair Caddie
Treasurer – Vacant

South Westland (Hari Hari)

Chair – Barbara O'Neill
Treasurer – Rebecca Friend

Temuka

Chair – Peter Jones
Treasurer – Kathryn Calder
Secretary – Lance Scott

Timaru

Chair – Alan Shuker
Treasurer – Helen Page
Secretary – Helen Page

Twizel

Chair – Rick Ramsay
Treasurer – Niall Washington-Jones
Secretary – Glenys Moore

Waimate

Chair – Mike Young
Treasurer – Mike Batchelor/
Lynda Holland
Secretary – Lynda Holland

Southern Region

Bluff

Chair – Astrid Brocklehurst
Treasurer – Roy Horwell
Secretary – Roy Horwell

Catlins (Owaka)

Chair – Graham Evans
Treasurer – Lynelle Barrett
Secretary – Lenore Kopua

Clutha (Balclutha)

Chair – Colin Ward
Treasurer – Noelene Scott
Area Executive Officer –
Cheryl Stevenson

Dunedin

Chair – Joyce Whyman
Area Executive Officer – Pamela Hall

Fiordland (Te Anau)

Chair – Stewart Burnby
Treasurer – Peter Dolamore
Secretary – Peter Dolamore

Hokonui (Gore)

Chair – John Mills
Area Executive Officer –
George Wallace

Invercargill

Chair – Rev Richard Gray
Treasurer – Blair Morris
Area Executive Officer – Kathy Reece

Lawrence

Chair – Maryn Cameron
Treasurer – Judy Sanson
Secretary – Judy Sanson

Maniototo (Ranfurly)

Chair – Val McSkimming
Treasurer – Ewan Kirk
Secretary – Denise Baddock

Milton

Chair – Brian McLeod
Treasurer – Denise Finch
Secretary – Ruth Robins

Northern Southland (Lumsden)

Chair – George Stewart
Treasurer – Annette Freeman
Secretary – Glenda Chan

Oamaru

Chair – Jeanette Erikson
Area Executive Officer – Murray Jones

Otautau

Chair – Peter Ayson
Treasurer – Janice Manson
Secretary – Christine Thomas

Riverton

Chair – Perry Ferguson
Treasurer – Stan Knowler
Secretary – Leah Boniface

Roxburgh

Chair – Doug Dance
Treasurer – Lyn Owens
Secretary – Gerardine Middlemiss

Taieri (Mosgiel)

Chair – John Hanrahan
Treasurer – Craig Sutherland
Secretary – Sandra Wilson

Vincent (Alexandra)

Chair – Patricia Shanks
Area Executive Officer – Sandra Skinner

Waitaki (Kurow)

Chair – Graham Hill
Treasurer – Tracey Ridler
Secretary – Anne Harris

Wakatipu (Queenstown)

Chair – Marty Black
Treasurer – Lynley Barnett
Area Executive Officer – Lynn Cain

Wanaka

Chair – Phill Hunt
Area Executive Officer –
Barbara Roxburgh

West Otago (Tapanui)

Chair – Graham Walker
Treasurer – Marilyn Redditt
Secretary – Janet Affleck

Winton

Chair – Samuel Dynes
Treasurer – Lyndsay McDonald
Secretary – Juan Schoen

South Island



NORTHERN REGION (SI)
HEADQUARTERS: CHRISTCHURCH



CHATHAM ISLANDS

SOUTHERN REGION
HEADQUARTERS: DUNEDIN

ST JOHN NATIONAL OFFICE

St John House
114 The Terrace
PO Box 10043
Wellington 6143
Tel: 04 472 3600 or
0800 ST JOHN (0800 785 646)
enquiries@stjohn.org.nz

ST JOHN NORTHERN REGION

2 Harrison Road
Mt Wellington
Private Bag 14902
Panmure
Auckland 1741
Tel: 09 579 1015

ST JOHN MIDLAND REGION

63 Seddon Road
Hamilton
Private Bag 3215
Hamilton 3240
Tel: 07 847 2850

ST JOHN CENTRAL REGION

326-332 Church Street
PO Box 681
Palmerston North 4440
Tel: 06 355 5051

**ST JOHN NORTHERN REGION
(SOUTH ISLAND)**

Guardian Assurance House
79-83 Hereford St
PO Box 1443
Christchurch 8140
Tel: 03 366 4776

ST JOHN SOUTHERN REGION

17 York Place
PO Box 5055
Dunedin 9058
Tel: 03 477 7111

➤ www.stjohn.org.nz

0800 ST JOHN (0800 785 646)

St John is proudly
supported by

ASB
Working Together



St John
first to care